

# Where in Europe is *Chrysomya albiceps*? Modelling present and future potential distributions

Sérgio José Menezes Rodrigues-Filho<sup>1,2,3</sup>, Fabrício dos Santos Lobato<sup>3</sup>,  
Carlos Henrique Medeiros de Abreu<sup>2</sup>, Maria Teresa Rebelo<sup>1</sup>

**1** Departamento de Biologia Animal, Centro de Estudos do Ambiente e do Mar/Faculdade de Ciências da Universidade de Lisboa, Campo Grande, 1749-016, Lisboa, Portugal **2** Universidade do Estado do Amapá, Departamento de Engenharia Ambiental, Campus I, Avenida Presidente Vargas, 650, Bairro Central, Macapá, Amapá, Brasil **3** Universidade do Estado do Amapá, Laboratório de Ciências Ambientais, Campus Graziela, Avenida Duque de Caxias, 60, Bairro Central, Macapá, Amapá, Brasil

Corresponding author: Sérgio José Menezes Rodrigues Filho ([sergiofilhokryo@gmail.com](mailto:sergiofilhokryo@gmail.com))

---

Academic editor: Alain Roques | Received 24 October 2022 | Accepted 4 June 2023 | Published 12 June 2023

---

**Citation:** Rodrigues-Filho SJM, dos Santos Lobato F, Medeiros de Abreu CH, Rebelo MT (2023) Where in Europe is *Chrysomya albiceps*? Modelling present and future potential distributions. NeoBiota 85: 81–99. <https://doi.org/10.3897/neobiota.85.96687>

---

## Abstract

*Chrysomya albiceps* (Wiedemann, 1819), a species of blowfly (Diptera, Calliphoridae), historically distributed throughout Southern Europe, has recently dispersed to cooler regions in Europe, which is an intriguing phenomenon. In this work, we used Maxent software to formulate climate suitability using a machine learning technique to investigate this fact. The bioclimatic variables that best explained the climate suitability were Annual Mean Temperature (67.7%) and Temperature Annual Range (21.4%). We found that *C. albiceps* is climatically suitable for several parts of Europe, except for high altitude areas like the Swiss Alps. In warmer countries such as Portugal, Spain and Italy, the entire coastal territory was the most suitable for the species. Future scenario models show that in these eastern countries and some northern areas, climate suitability has increased. This increase is reinforced when comparing the gains and losses in climate suitability between the present-day model and the future scenario models. These changes are most likely caused by changes in temperature, which is the main explanatory factor among the tested variables, for the climate suitability. As one of the most important species in forensic contexts and a potential myiasis agent, the expansion of *C. albiceps* to new locations cannot be neglected, and its expansion must be carefully monitored.

## Keywords

blowflies, Calliphoridae, climate suitability, European continent, Maxent, species distribution modelling

## Introduction

As seen in recent years, the world is warmer and this phenomenon is influenced by anthropic activities such as fossil fuels burning, cement production, flaring, forest management and other land uses (Jia et al. 2019). According to the Intergovernmental Panel on Climate Change - IPCC (2021), an increase in the global average temperature is forecast for the coming years, considering the predicted scenarios. Those changes can modify global dynamics of the ecosystems by facilitating the invasion of exotic species, the dispersion of disease vector species and the emergence of agricultural pests (Wagner 2020), mainly insects (Samy et al. 2016; Iwamura et al. 2020; Wang et al. 2020). Predicting the distribution of insects in the context of climate change has become one of the great challenges of the 21<sup>st</sup> century.

Blowflies (Diptera, Calliphoridae) are a common group of insects, widespread throughout the world (Rognes 1997; Wolff and Kosmann 2016), including *Chrysomya albiceps* (Wiedemann, 1819). The biology and ecology of this species can be used to estimate the post-mortem interval of a corpse, as well as providing clues if the corpse has changed location (Martín-Vega et al. 2017). Beyond the forensic importance, understanding the potential distribution of this species is essential for the following reasons: 1) *C. albiceps* is a mechanical vector of pathogens. The species can also cause severe primary and secondary myiasis in livestock, domestic animals and humans (Zumpt 1965; Schnur et al. 2009; Sotiraki and Hall 2012); 2) sympatry with similar species such as *Chrysomya rufifacies* (Macquart, 1842) and *Chrysomya putoria* (Wiedemann, 1830) may induce taxonomic misidentification (Erzincioğlu 1987; Grella et al. 2015); 3) the species is a facultative predator of other blowflies in larval stage in Neotropical Region (Faria et al. 1999, 2007) and Palearctic Region (Ivorra et al. 2022); and 4) more studies are needed on their driving forces in specific geographical areas, especially at smaller scales (Hosni et al. 2022). Recently, research groups have used a maximum entropy algorithm with Maxent software (Phillips et al. 2006) to model current and future niche distributions of blowfly species (Mulieri and Patitucci 2019; Hosni et al. 2020), including *C. albiceps* (Hosni et al. 2022).

Maxent (Phillips et al. 2006; Phillips and Dudík 2008) has been used in recent years to estimate and predict scenarios of potential distribution of the species according to ecological niches favorable to the target species. This tool allows generating niche estimator models through bioclimatic data and the present occurrence of the species (Phillips et al. 2017). The tool is extremely popular and has been used systematically in recent years, as it has been shown to perform much better than other methods such as GARP and BIOCLIM (Elith et al. 2006). In this work, it was used to understand what the climate suitability of *C. albiceps* looks like, providing clues about its potential distribution under different climate scenarios.

The historical distribution of this species encompasses Africa, the Middle East, and Southern Europe (Séguy 1930–1932; Holdaway 1933). In the early 2000s, *C. albiceps* began to be identified in new areas of Europe (Povolny 2002; Grassberger et al. 2003). Since then, the distribution of the species has increased on the old continent towards other central and eastern European countries (Makovetskaya and Verves 2018). The recent

and rapid dispersion of this species has generated two hypotheses: a) that the species' distribution is changing due to a more suitable climate (Povolny 2002; Gosselin and Braet 2008); b) that populations of *C. albiceps* are adapting to European winters (Makovetskaya and Verves 2018). Furthermore, the diapause mechanisms of the species are still not well understood (Michalski and Szpila 2016) and can also be a decisive factor in dispersion.

This study aimed to enhance our understanding of the climate suitability of *C. albiceps* and the climatic factors that influence its potential distribution. To achieve this, the study utilized geographic coordinates and bioclimatic variables to model the current and future distribution of *C. albiceps*. For that purpose, a maximum entropy machine learning technique was used. The discussion focused on the European region, given the recent expansion of the species in this continent.

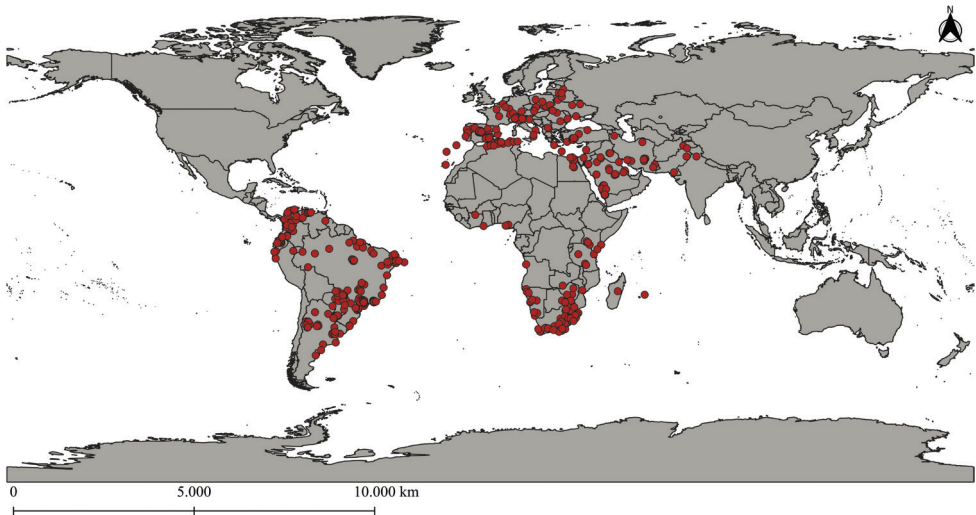
## Material and methods

### *Chrysomya albiceps* records

A total of 671 occurrence records were obtained from scientific papers, monographs, and dissertations present in the following databases: <https://www.biodiversitylibrary.org/>, <https://pubmed.ncbi.nlm.nih.gov/>, <https://scholar.google.com/>, <https://www.scielo.br/>, <https://www.elsevier.com/> and <http://periodicos.capes.gov.br/>. The keyword searched was "*Chrysomya albiceps*" (see references in Suppl. material 1). The Global Biodiversity Information Facility ([www.gbif.org](http://www.gbif.org)) was also used as a source of coordinates, with "species only" criterion and with the following filters: "material sample and preserved specimen" and "including coordinates". Some records from Brazil, using attractant traps by the first author, are included. Doubtful and repeated records were excluded. Records not coupled with collected specimens, records with photo-based identification and single records in remote areas (China, for example) were not used. Thereafter, the coordinates were refined with the filter of 20 km distance from each other using the package "spThin" in the RStudio program (Aiello-Lammens et al. 2015; RStudio Team 2021). The 20 km filter was used considering that species of the Calliphoridae family can reach distances of 3.5 km per day (Tsuda et al. 2009) and their adult life cycle can exceed several days (Norris 1965). After the coordinate refinement, 413 coordinates remained which were used to run the model (Fig. 1, see also Suppl. material 2). Although several coordinate points are lost after refinement, these steps are important to improve model fit.

### Climatic data

Nineteen bioclimatic variables from the Worldclim database with a spatial resolution of 2.5 arc-min (Fick and Hijmans 2017) were used to generate the present day model. For the predictions of the future, the Global Climate Model IPSL-CM6A-LR of Coupled Model Intercomparison Project (CMIP6) (Boucher et al. 2020) was used, for two shared socioeconomic pathways (SSPs: SSP1-2.6 and SSP5-8.5) for two future



**Figure 1.** Occurrence points of *Chrysomya albiceps* recorded from the scientific literature and in the GBIF database.

periods (2041–2060 and 2061–2080). IPSL-CM6A-LR was used because it has high climatic sensitivity (Qin et al. 2021). Next, a dimensional reduction procedure and exclusion of highly correlated variables was initiated. This process is necessary to avoid contributions of variables that generate interpretation problems to the models (Hosni et al. 2022). A correlation between the variables was then performed in the R Program (RStudio Team 2021), using the raster package (Hijmans 2022) (see Suppl. material 3), to exclude highly correlated variables ( $r > 0.7$ ). The best explanatory variable was chosen among the variables that correlated. The resulting variables used to fit the model were Bio1 (Annual Mean Temperature), Bio2 (Mean Diurnal Range, mean of monthly max temp – min temp), Bio7 (Temperature Annual Range), Bio12 (Annual Precipitation) and Bio15 (Precipitation Seasonality, Coefficient of Variation).

## Modelling and model evaluation

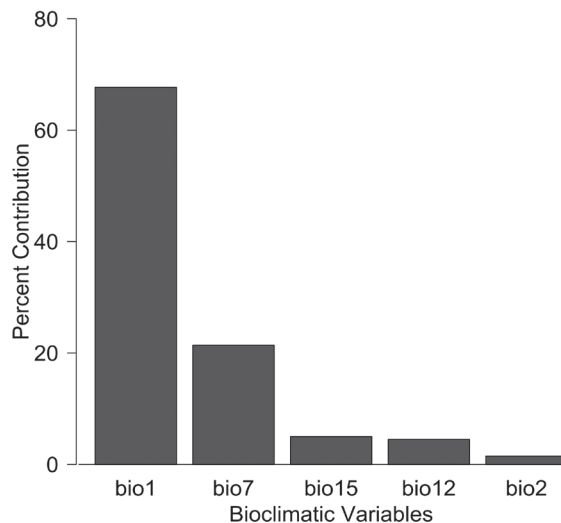
The maximum entropy technique was used for modelling. The model input configuration (for present-day and future models) was: 100 replicates (70% calibration and 30% test), convergence threshold = 0, 0001, multiple regularizer = 1, maximum interactions = 500, and output in cloglog format with default prevalence = 0.6, for all potential models generated. The replicates were controlled using the Subsample replacement re-sampling method (Mulieri and Patitucci 2019), where data selected for testing cannot be selected for training. The performance of the generated models was evaluated using the Area Under the Roc Curve (AUC), a tool present in Maxent's output. Models with  $AUC > 0.75$  are considered useful (Elith 2002). Model validation was assessed using True Skill Statistics (TSS). Finally, the Jackknife test was used to assess the importance of each variable for the construction of the present and future models.

## Plotting

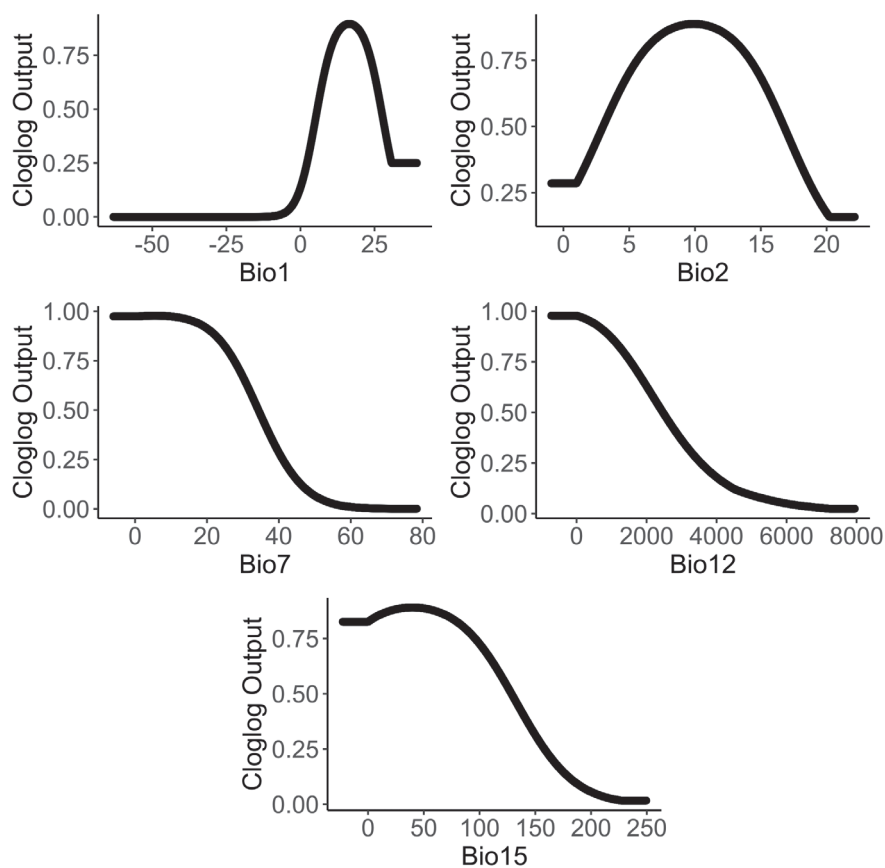
The suitability maps were plotted using the “Maximum training sensitivity plus specificity Cloglog threshold” (Liu and Shi 2020) obtained from the Maxent output (Threshold > 0.4). Climate suitability maps are reliably generated using this threshold (Liu et al. 2005). ArcGIS software was used to produce the maps (ESRI 2018). In Liu and Shi (2020), 4 suitability classes are used to visualize the maps. An additional class was created in the present study, namely: Unsuitable, Low, Medium, High, and Very High. To create these classes, we used the Reclassify function from ArcGis. To facilitate visualization of the European areas on maps, the region was divided into 4 sub-regions: Southern, Western, Eastern, and Northern. In addition, a comparison of climate suitability areas gains and losses between the different scenarios tested is provided (Hosni et al. 2022).

## Results

The model generated from the potential distribution on present days had good performance (AUC = 0.886; sd = 0.007; TSS = 0.67). In this model, the variables that contributed the most to its construction were bio1 (67.7%) and bio7 (21.4%) (Fig. 2). In Fig. 3, it is shown how the predicted probability of presence changes according to the variation of bioclimatic variables. The variables with the highest gain were also bio1 and bio7 (see Suppl. material 3, Fig. 1).

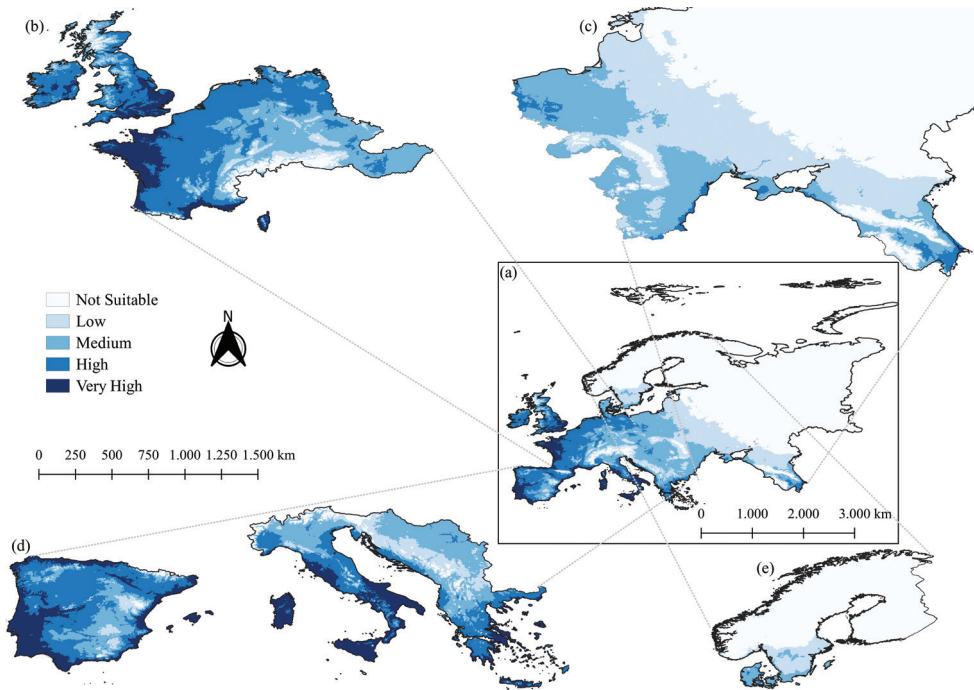


**Figure 2.** Relative contribution of bioclimatic variables to the construction of the current climate suitability model of the species *Chrysomya albiceps*. bio1 = Annual Mean Temperature, bio2 = Mean Diurnal Range, mean of monthly max temp – min temp), bio7 = Temperature Annual Range, bio12 = Annual Precipitation and bio15 = Precipitation Seasonality, Coefficient of Variation.



**Figure 3.** Response curves of the main bioclimatic variables in the construction of descriptive models of the climate suitability of *Chrysomya albiceps*. Bio1 = Annual Mean Temperature, Bio2 = Mean Diurnal Range, mean of monthly max temp – min temp), Bio7 = Temperature Annual Range, Bio12 = Annual Precipitation and Bio15 = Precipitation Seasonality, Coefficient of Variation.

Climate suitability for the species *C. albiceps* has been shown for the entire territory of Europe (Fig. 4), except for high altitude sites such as the Swiss Alps and Northern Europe. In warmer countries, such as Portugal and Spain, the entire coastal territory was shown to have a highly suitable climate for the occurrence of the species. Furthermore, nearby countries with higher latitudes, such as France and Belgium, also showed a highly suitable climate in their coastal areas. To the east, still in the Mediterranean area, Italy, Malta, Albania and Greece followed the same pattern. Colder countries like Poland have medium climate suitability in almost all their territory. Neighboring countries like Belarus and Lithuania have lower climate suitability, however, the occurrence of the species is already confirmed on their territories, (Lutovinovas and Markevičiūtė 2017; Makovetskaya and Verves 2018), which may mean that *C. albiceps* can establish itself even in countries with low climatic suitability.

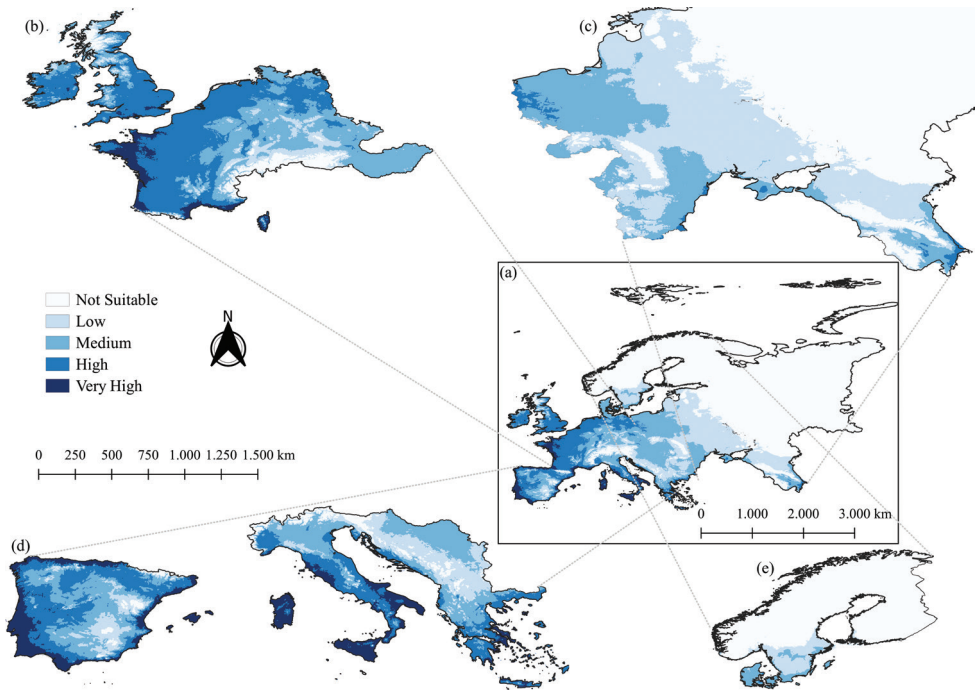


**Figure 4.** Climate suitability model of *Chrysomya albiceps* for present-day in the Europe (a) and sub-regions Western (b), Eastern (c), Southern (d) and Northern (e). Model ran in Maxent and figure redrawn in ArcGIS software.

The predictive future models of this work indicate that more areas in Eastern Europe will have increased climate suitability (Figs 5, 6, 7 and 8). Portugal, considering the 4 predictive scenarios, had little variation in the amount of climate suitability. Spain showed variation in all 4 scenarios. In many areas in the north-western and central parts of the country, the climate suitability decreased. However, territories in the east had the climate suitability increased from Medium to High. A part of the territories of France and Belgium lose much of their climate suitability, from very high to high. In the United Kingdom, considering the 4 scenarios, there is a tendency towards a decrease in the climate suitability (mainly in Ireland and Scotland). Interestingly, in Scotland, more areas fall into the Low/Medium category when the least optimistic scenarios are considered (Figs 6 and 8).

Variation in climate suitability was observed across the predictive scenarios, with greater improvements in the least optimistic scenarios compared to the optimistic scenarios (Fig. 9). The most substantial increases in climate suitability were detected in Eastern and Northern Europe. Conversely, the SSP1-2.6 and SSP5-8.5 scenarios of 2070 resulted in the most significant declines in climate suitability, with the loss distributed across all European sub-regions.





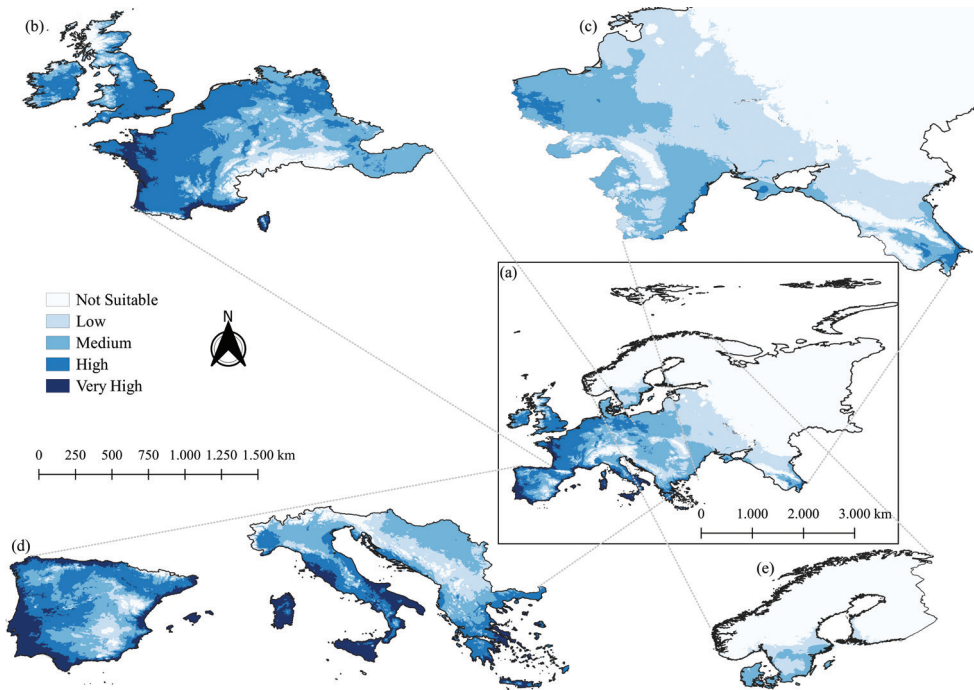
**Figure 5.** Climate suitability model of *Chrysomya albiceps* for the year 2050 in the most optimistic scenario (SSP1-2.6) in the Europe (a) and sub-regions Western (b), Eastern (c), Southern (d) and Northern (e). Model ran in Maxent and figure redrawn in ArcGIS software.

## Discussion

Changes in the climate suitability for the occurrence of *C. albiceps* between present and future scenarios have been observed based on the tested variables in the models. These differences are particularly noticeable in Eastern Europe, towards the recent geographic expansion of the species. It appears that climate change is partly responsible for this dispersal, making cooler areas more prone to *C. albiceps* occurrence. The variables bio1 and bio7, which are related to temperature, contributed to almost 90% of the variance in the models. Therefore, changes in temperature (Figs 4, 5, 6, 7, and 8) are highly likely to explain the observed differences between present and future scenarios, such as the evenly distributed losses in climate suitability and the gains in suitability concentrated in Eastern Europe (Fig. 9). Consequently, *C. albiceps* may expand to new areas with climate suitability. For instance, according to Sivell (2021), the species is already considered a potential occurrence in the UK.

In the present work, it is demonstrated from a maximum entropy modelling that the most enlightening explanatory variables tested to understand the potential distribution of *C. albiceps* are the bio1 (Annual Mean Temperature) and the bio7 (Temperature Annual Range) (Figs 2 and 3). Not only that, but the generated model also demonstrates that if the bio1 is removed, the model loses much of its explanatory



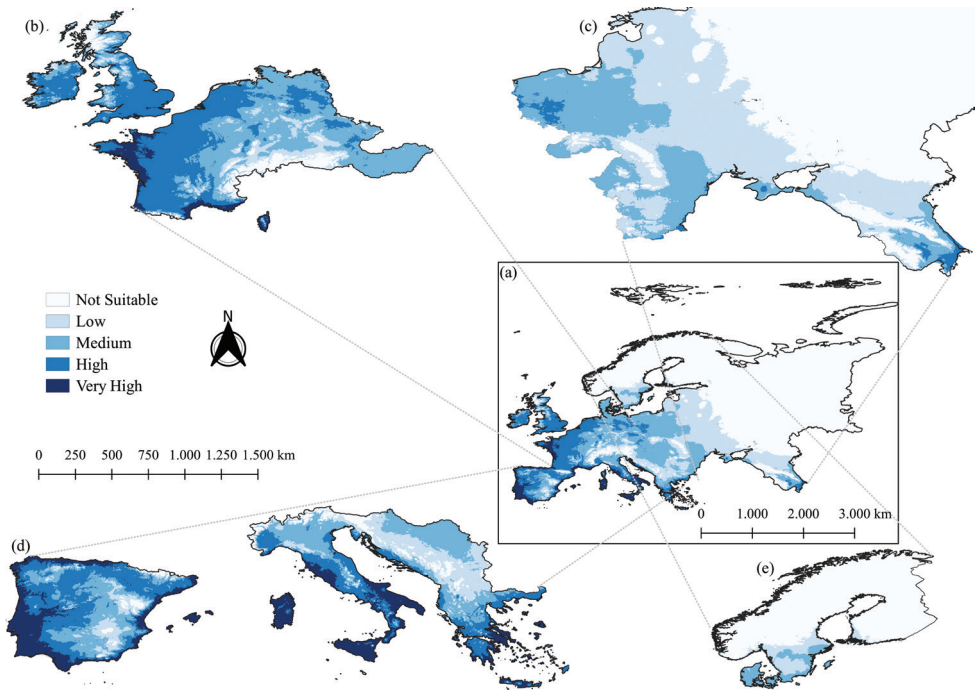


**Figure 6.** Climate suitability model of *Chrysomya albiceps* for the year 2050 in the least optimistic scenario (SSP5-8.5) in the Europe (a) and sub-regions Western (b), Eastern (c), Southern (d) and Northern (e). Model ran in Maxent and figure redrawn in ArcGIS software.

power (see Suppl. material 3, Fig. 1). Bio1 was found to be the most useful variable in explaining the potential distribution of *C. albiceps* worldwide in the work of Hosni et al. (2022). Bio11 (Mean Temperature of Coldest Quarter) was also identified as an important variable in this study. Similarly, these two variables were found to be the most important in explaining the potential future distribution of *Chrysomya bezziana* (Villeneuve, 1914) (Hosni et al. 2020). For other subtropical/tropical insects like *Aedes albopictus* (Skuse, 1894), which has recently colonized Europe, bio11 is considered to be the limiting variable for its potential distribution (Cunze et al. 2016). In contrast, bio15 (Precipitation Seasonality - Coefficient of Variation) has been identified as the best explanatory variable for the potential distribution of species in the family Syrphidae in Europe (Miličić et al. 2018; Milić et al. 2019).

Climate suitability in the tested models is also explained by bio7 (Temperature Annual Range), a variable related to seasonality (Fig. 2, Suppl. material 3). In subtropical regions, such as Portugal and Spain, the abundance of *C. albiceps* is seasonally dependent, increasing during the hottest periods of the year. The colder seasons limit the species, as its abundance decreases under such conditions (Prado e Castro et al. 2012).

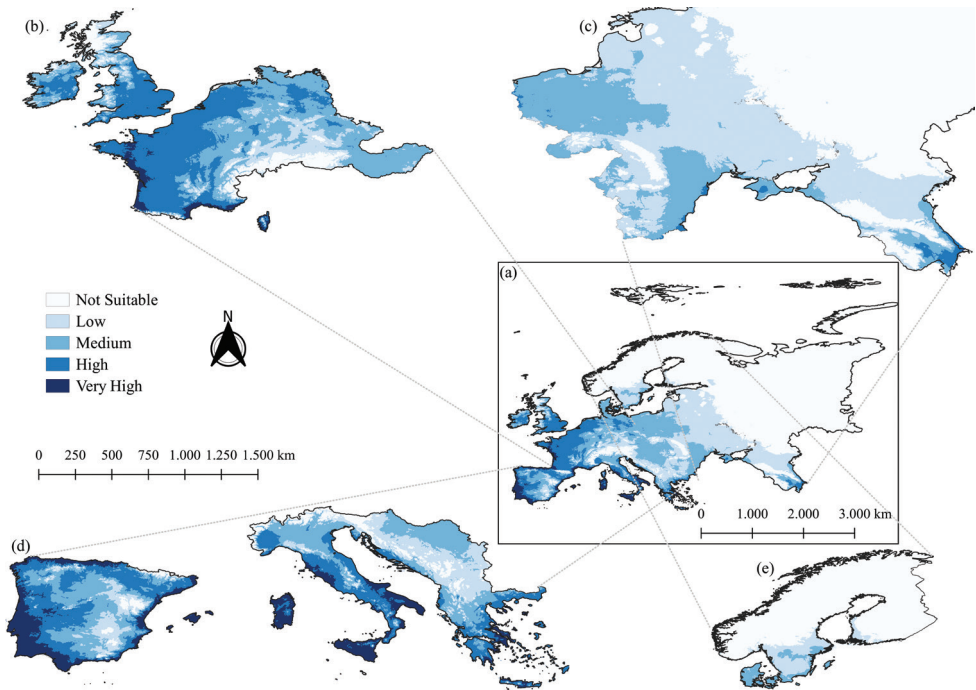
In Fig. 9, the gains and losses in climate suitability can be seen, with most gains concentrated in eastern and northern Europe, while suitability losses are distributed



**Figure 7.** Climate suitability model of *Chrysomya albiceps* for the year 2070 in the most optimistic scenario (SSP1-2.6) in the Europe (a) and sub-regions Western (b), Eastern (c), Southern (d) and Northern (e). Model ran in Maxent and figure redrawn in ArcGIS software.

more evenly across the continent. These results are consistent with the predictions of the IPCC (2021), which anticipate the highest levels of global warming in northern and eastern Europe, as well as in northern Scandinavia and the interior areas of Mediterranean countries. The various future scenarios demonstrate that much of the areas remained unaltered (Fig. 9), including southern Europe, in contrast to the results of Hosni et al. (2022), who, when evaluating the potential distribution of *C. albiceps* worldwide, stated that the species would practically disappear from the same region. Southern Europe is one of the oldest regions where *C. albiceps* historically occurred (Holdaway 1933). Even though notable climate changes may occur in the region (IPCC 2021), it is unlikely that the species would stop occurring in these regions.

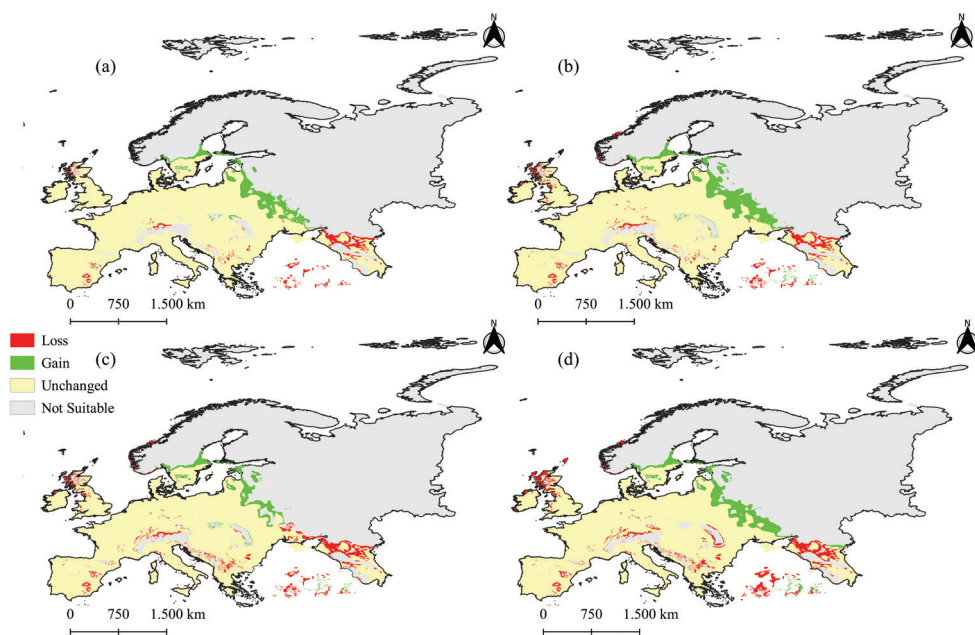
*Chrysomya albiceps*, being poikilothermic, has its development, physiology, and distribution greatly influenced by temperature (Marchenko 2001; Hosni et al. 2022). Therefore, it was expected that temperature would be the variable that would best explain its climate suitability in Europe. The mean annual temperature range for the species is between 9 °C and 27 °C, as noted by Hosni et al. (2022). The life cycle of the species has been studied under experimental conditions between 11 °C and 40 °C in various locations around the world (Queiroz and Milward-de-Azevedo 1991; Aguiar-Coelho and Milward-de-Azevedo 1995; Queiroz 1996; Marchenko 2001; Al-Misned et al. 2003; Kheirallah et al. 2007; Richards et al. 2009; Beuter and Mendes 2013;



**Figure 8.** Climate suitability model of *Chrysomya albiceps* for the year 2070 under least optimistic scenario (SSP5-8.5) in the Europe (a) and sub-regions Western (b), Eastern (c), Southern (d) and Northern (e). Model ran in Maxent and figure redrawn in ArcGIS software.

Al-Shareef and Al-Qurashi 2016; Salimi et al. 2018; Kordshouli et al. 2021), including Europe (Grassberger et al. 2003). In this context, the development of the species is interrupted at the upper temperature threshold of 37 °C (Kordshouli et al. 2021), and at the lower temperature thresholds of 15 °C (Grassberger et al. 2003) and 13 °C (Marchenko 2001). Makovetskaya and Verves (2018) hypothesized that survival at these temperatures is sufficient for the species to spread to more sites in Europe, in addition to the Asian portions of southern Russia. Climate predictions suggest that the temperature in the old continent may increase from 1.2–3.4 °C to 4.1–8.5 °C in the coming years, in more and less optimistic scenarios (IPCC 2021). In this climate scenario, the hypothesis of Makovetskaya and Verves (2018) may be confirmed.

The models generated in this work can be used to help predict potential future distributions of *C. albiceps*. To better understand this species distribution around the world is an important contribution to Forensic Entomology. For instance, Turchetto and Vanin (2004) comment that the tropical species of forensic interest *Hermetia illucens* (Linnaeus, 1758) arrived in Italy in 1956, but only recently reached the colder areas of the country. This species is reported by the same authors as a superior competitor to the indigenous species. If conditions are suitable, *C. albiceps* can rapidly spread into new areas, changing the composition and dynamics of native blowfly communities, and consequently, the micro-ecosystems shaped by corpse decomposition (Baumgartner and Greenberg 1984;



**Figure 9.** Variations in climate suitability in the 2050-SSP1-2.6 (a), 2050-SSP5-8.5 (b), 2070-SSP1-2.6 (c) and 2050-SSP5-8.5 (d) predictive scenarios. Gains (in km<sup>2</sup>) from climate suitability were at a = 286.77, b = 451.67, c = 142.82 and d = 334.61. Losses (in km<sup>2</sup>) from climate suitability were at a = 196.2, b = 257.19, c = 297.99, d = 383.78. Threshold > 0.4.

Braack and Retief 1986). This fly may be responsible for resetting the Post Mortem Interval due to its action on animal carcasses by preying on other species that may have arrived first (Grassberger et al. 2003). Since the beginning of the 21<sup>st</sup> century, *C. albiceps* is reported as a potential forensic species in Central Europe (Povolný 2002; Grassberger et al. 2003). Nonetheless, there are actual cases since 1995 where the species was recorded in Switzerland on the corpse of a man (Amendt et al. 2015). This indicates that the species already occurred sporadically in colder areas, but only really started to definitively colonize new areas a few years later. This periodic colonization is exemplified in Poland by Michalski and Szpila (2016). In addition, another reason not to neglect *C. albiceps* dispersal throughout Europe and neighboring countries is the report in Bulgaria of sheep myiasis, as well as in northern Morocco (Sotiraki and Hall 2012).

## Conclusion

Annual Mean Temperature and Temperature Annual Range were the variables that contributed the most to the climate suitability model in the present work. From the model generated, it is concluded that much of Europe is climatically suitable for *C. albiceps*. In future scenarios, the suitability increases in northern and eastern Europe, with areas

of gains concentrated in these locations, which appears to align with the recent geographical dispersion of the species across the continent. Meanwhile, losses of areas appear to be more evenly distributed. These changes in climate suitability may have implications for the potential future distribution of the species, which could colonize new areas in Europe depending on the climatic dynamics in the coming years. Being one of the most important species in the forensic field, besides being a potential myiasis agent, the dispersion of *C. albiceps* to new locations should not be neglected.

## Acknowledgements

The authors are grateful to FCT/MCTES for financial support to CESAM (UIDP/50017/2020 + UIDB/50017/2020 + LA/P/0094/2020), Alison Magalhães for help in an R script and the two reviewers who helped to improve the manuscript.

## References

- Aguiar-Coelho VM, Milward-de-Azevedo EMV (1995) Associação entre larvas de *Chrysomya megacephala* (Fabricius) e *Chrysomya albiceps* (Wiedemann), *Chrysomya megacephala* (Fabricius) e *Cochliomyia macellaria* (Fabricius) (Calliphoridae, Diptera) sob condições de laboratório. *Revista Brasileira de Zoologia* 12(4): 991–1000. <https://doi.org/10.1590/S0101-81751995000400026>
- Aiello-Lammens ME, Boria RA, Radosavljevic A, Vilela B, Anderson RP (2015) spThin: An R package for spatial thinning of species occurrence records for use in ecological niche models. *Ecography* 38(5): 541–545. <https://doi.org/10.1111/ecog.01132>
- Al-Misned FA, Amoudi MA, Abou-Fannah SS (2003) Development rate, mortality and growth rate of immature *Chrysomya albiceps* (Wiedemann) (Diptera: Calliphoridae) at constant laboratory temperatures. *Journal of King Saud University. Science* 15(1): 49–58.
- Al-Shareef LAH, Al-Qurashi SID (2016) Study of some biological aspects of the blowfly *Chrysomya albiceps* (Wiedemann 1819) (Diptera: Calliphoridae) in Jeddah, Saudi Arabia. *Egyptian Journal of Forensic Sciences* 6(1): 11–16. <https://doi.org/10.1016/j.ejfs.2015.06.003>
- Amendt J, Cherix D, Grassberger M (2015) Austria, Switzerland, and Germany. In: Tomberlin JK, Benbow ME (Eds) *Forensic Entomology International Dimensions and Frontiers*. CRC Press, London, 127–131.
- Baumgartner DL, Greenberg B (1984) The genus *Chrysomya* (Diptera: Calliphoridae) in the new world. *Journal of Medical Entomology* 21(1): 105–113. <https://doi.org/10.1093/jmedent/21.1.105>
- Beuter L, Mendes J (2013) Development of *Chrysomya albiceps* (Wiedemann) (Diptera: Calliphoridae) in different pig tissues. *Neotropical Entomology* 42(4): 426–430. <https://doi.org/10.1007/s13744-013-0134-4>
- Boucher O, Servonnat J, Albright AL, Aumont O, Balkanski Y, Bastrikov V, Bekki S, Bonnet R, Bony S, Bopp L, Braconnot P, Brockmann P, Cadule P, Caubel A, Cheruy F, Codron F,



- Cozic A, Cugnet D, D'Andrea F, Davini P, de Lavergne C, Denvil S, Deshayes J, Devilliers M, Ducharne A, Dufresne J-L, Dupont E, Éthé C, Fairhead L, Falletti L, Flavoni S, Foujols M-A, Gardoll S, Gastineau G, Ghattas J, Grandpeix J-Y, Guenet B, Guez EL, Guilyardi E, Guimberteau M, Hauglustaine D, Hourdin F, Idelkadi A, Joussaume S, Kageyama M, Khodri M, Krinner G, Lebas N, Levavasseur G, Lévy C, Li L, Lott F, Lurton T, Luyssaert S, Madec G, Madeleine J-B, Maignan F, Marchand M, Marti O, Mellul L, Meurdesoif Y, Mignot J, Musat I, Otlé C, Peylin P, Planton Y, Polcher J, Rio C, Rochetin N, Rousset C, Sepulchre P, Sima A, Swingedouw D, Thiéblemont R, Traore AK, Vancoppenolle M, Vial J, Vialard J, Viovy N, Vuichard N (2020) Presentation and Evaluation of the IPSL-CM6A-LR Climate Model. *Journal of Advances in Modeling Earth Systems* 12(7): e2019MS002010. <https://doi.org/10.1029/2019MS002010>
- Braack LE, Retief PF (1986) Dispersal, density and habitat preference of the blow-flies *Chrysomya albiceps* (Wd.) and *Chrysomya marginalis* (Wd.) (Diptera: Calliphoridae). *The Onderstepoort Journal of Veterinary Research* 53: 13–18.
- Cunze S, Kochmann J, Koch LK, Klimpel S (2016) *Aedes albopictus* and its environmental limits in Europe. *PLoS ONE* 11(9): e0162116. <https://doi.org/10.1371/journal.pone.0162116>
- Elith J (2002) Quantitative methods for modeling species habitat: comparative performance and an application to Australian plants. In: Ferson S, Burgman M (Eds) *Quantitative methods for conservation biology*. Springer, New York, 39–58. [https://doi.org/10.1007/0-387-22648-6\\_4](https://doi.org/10.1007/0-387-22648-6_4)
- Elith J, Graham CH, Anderson PR, Dudík M, Ferrier S, Guisan A, Hijmans RJ, Huettmann F, Leathwick JR, Lehmann A, Li J, Lohmann LG, Loiselle BA, Manion G, Moritz C, Nakamura M, Nakazawa Y, Overton JMC, Peterson AT, Phillips SJ, Richardson K, Scachetti-Pereira R, Schapire RE, Soberón J, Williams S, Wisz MS, Zimmermann EN (2006) Novel methods improve prediction of species' distributions from occurrence data. *Ecography* 29(2): 129–151. <https://doi.org/10.1111/j.2006.0906-7590.04596.x>
- Erzinclioglu YZ (1987) The larvae of some blowflies of medical and veterinary importance. *Medical and Veterinary Entomology* 1(2): 121–125. <https://doi.org/10.1111/j.1365-2915.1987.tb00332.x>
- ESRI (2018) ArcGIS Desktop: Release 10.6. Redlands, CA: Environmental Systems Research Institute. <https://www.esri.com/pt-br/home>
- Faria LDB, Orsi L, Trinca LA, Godoy WAC (1999) Larval predation by *Chrysomya albiceps* on *Cochliomyia macellaria*, *Chrysomya megacephala* and *Chrysomya putoria*. *Entomologia Experimentalis et Applicata* 90(2): 149–155. <https://doi.org/10.1046/j.1570-7458.1999.00433.x>
- Faria LD, Reigada C, Trinca LA, Godoy WA (2007) Foraging behaviour by an intraguild predator blowfly, *Chrysomya albiceps* (Diptera: Calliphoridae). *Journal of Ethology* 25(3): 287–294. <https://doi.org/10.1007/s10164-006-0025-9>
- Fick SE, Hijmans RJ (2017) WorldClim 2: New 1-km spatial resolution climate surfaces for global land areas. *International Journal of Climatology* 37(12): 4302–4315. <https://doi.org/10.1002/joc.5086>
- Gosselin M, Braet Y (2008) Découverte de *Chrysomya albiceps* Wiedemann 1819 (Diptera, Calliphoridae), nouvelle espèce pour l'entomofaune nécrophage en Belgique et mise en évidence de son expansion à travers l'Europe. *Bulletin de la Société Royale Belge d'Entomologie* 144: 22–28.



- Grassberger M, Friedrich E, Reiter C (2003) The blowfly *Chrysomya albiceps* (Wiedemann) (Diptera: Calliphoridae) as a new forensic indicator in Central Europe. *International Journal of Legal Medicine* 117(2): 75–81. <https://doi.org/10.1007/s00414-002-0323-x>
- Grella MD, Savino AG, Paulo DF, Mendes FM, Azeredo-Espin AM, Queiroz MM, Thyssen P, Linhares AX (2015) Phenotypic polymorphism of *Chrysomya albiceps* (Wiedemann) (Diptera: Calliphoridae) may lead to species misidentification. *Acta Tropica* 141: 60–72. <https://doi.org/10.1016/j.actatropica.2014.09.011>
- Hijmans RJ (2022) raster: Geographic Data Analysis and Modeling. R package version 3.5-29. <https://CRAN.R-project.org/package=raster> [Accessed on 16/Sep/2022]
- Holdaway FG (1933) The synonymy and distribution of *Chrysomya rufifacies* (Macq.), an Australian sheep blowfly. *Bulletin of Entomological Research* 24(4): 549–560. <https://doi.org/10.1017/S0007485300035501>
- Hosni EM, Nasser MG, Al-Ashaal SA, Rady MH, Kenawy MA (2020) Modeling current and future global distribution of *Chrysomya bezziana* under changing climate. *Scientific Reports* 10(1): 1–10. <https://doi.org/10.1038/s41598-020-61962-8>
- Hosni EM, Al-Khalaf AA, Naguib RM, Affy AE, Abdalgawad AA, Faltas EM, Hassan MA, Mahmoud MA, Naeem OM, Hassan YM, Nasser MG (2022) Evaluation of climate change impacts on the global distribution of the calliphorid fly *Chrysomya albiceps* Using GIS. *Diversity (Basel)* 14(7): 578. <https://doi.org/10.3390/d14070578>
- IPCC (2021) Climate Change 2021: The Physical Science Basis. Contribution of Working Group I to the Sixth Assessment Report of the Intergovernmental Panel on Climate Change. In: Masson-Delmotte V, Zhai P, Pirani A, Connors SL, Péan C, Berger S, Caud N, Chen Y, Goldfarb L, Gomis MI, Huang M, Leitzell K, Lonnoy E, Matthews JBR, Maycock TK, Waterfield T, Yelekçi O, Yu R, Zhou B (Eds) Cambridge University Press, Cambridge, 1–2391.
- Ivorra T, Martínez-Sánchez A, Rojo S (2022) Coexistence and intraguild competition of *Chrysomya albiceps* and *Lucilia sericata* larvae: Case reports and experimental studies applied to forensic entomology. *Acta Tropica* 226: 106233. <https://doi.org/10.1016/j.actatropica.2021.106233>
- Iwamura T, Guzman-Holst A, Murray KA (2020) Accelerating invasion potential of disease vector *Aedes aegypti* under climate change. *Nature Communications* 11(1): 1–10. <https://doi.org/10.1038/s41467-020-16010-4>
- Jia G, Shevliakova E, Artaxo P, Noblet-Ducoudré N, Houghton R, House J, Kitajima K, Lennard C, Popp A, Sirin A, Sukumar R, Verchot L (2019) Land–climate interactions. In: Shukla PR, Skea J, Calvo-Buendia E, Masson-Delmotte V, Pörtner H, Roberts DC, Zhai P, Slade R, Connors S, van Diemen R, Ferrat M, Haughey E, Luz S, Neogi S, Pathak M, Petzold J, Portugal Pereira J, Vyas P, Huntley E, Kissick K, Belkacemi M, Malley J (Eds) Climate Change and Land: an IPCC special report on climate change, desertification, land degradation, sustainable land management, food security, and greenhouse gas fluxes in terrestrial ecosystems. IPCC, Geneva, 133–206.
- Kheirallah AM, Tantawi TI, Aly AH, El-Moaty ZA (2007) Competitive interaction between larvae of *Lucilia sericata* (Meigen) and *Chrysomya albiceps* (Wiedemann) (Diptera: Calliphoridae). *Pakistan Journal of Biological Sciences: PJBS* 10(7): 1001–1010. <https://doi.org/10.3923/pjbs.2007.1001.1010>

- Kordshouli SR, Grzywacz A, Akbarzadeh K, Azam K (2021) Thermal requirements of immature stages of *Chrysomya albiceps* (Diptera: Calliphoridae) as a common forensically important fly. *Science & Justice* 61(3): 227–234. <https://doi.org/10.1016/j.sci-jus.2021.02.001>
- Liu Y, Shi J (2020) Predicting the potential global geographical distribution of two *Icerya* species under climate change. *Forests* 11(6): 684. <https://doi.org/10.3390/f11060684>
- Liu C, Berry PM, Dawson TP, Pearson RG (2005) Selecting thresholds of occurrence in the prediction of species distributions. *Ecography* 28(3): 385–393. <https://doi.org/10.1111/j.0906-7590.2005.03957.x>
- Lutovinovas E, Markevičiūtė R (2017) *Chrysomya albiceps* (Wiedemann, 1819) – new to the fauna of Lithuania (Diptera: Calliphoridae). *Lietuvos Entomologų Draugijos Darbai* 1(29): 109–112.
- Makovetskaya K, Verves Y (2018) First records of *Chrysomya albiceps* (Wiedemann, 1819) (Diptera: Calliphoridae) in Belarus with analysis of distribution of this species in Europe. *Bulletin of the Dipterological Section of the Polish Entomological Society* 34: 60–67. <https://doi.org/10.5281/zenodo.2501558>
- Marchenko MI (2001) Medicolegal relevance of cadaver entomofauna for the determination of the time of death. *Forensic Science International* 120(1–2): 89–109. [https://doi.org/10.1016/S0379-0738\(01\)00416-9](https://doi.org/10.1016/S0379-0738(01)00416-9)
- Martín-Vega D, Nieto CM, Cifrián B, Baz A, Díaz-Aranda LM (2017) Early colonisation of urban indoor carcasses by blow flies (Diptera: Calliphoridae): an experimental study from central Spain. *Forensic Science International* 278: 87–94. <https://doi.org/10.1016/j.forsci-int.2017.06.036>
- Michalski M, Szpila K (2016) New data about distribution of *Chrysomya albiceps* (Wiedemann, 1819) (Diptera: Calliphoridae) in Poland. *Bulletin of the Dipterological Section of the Polish Entomological Society* 32: 60–66.
- Milić D, Radenković S, Radišić D, Andrić A, Nikolić T, Vujić A (2019) Stability and changes in the distribution of *Pipiza* hoverflies (Diptera, Syrphidae) in Europe under projected future climate conditions. *PLoS ONE* 14(9): e0221934. <https://doi.org/10.1371/journal.pone.0221934>
- Milić M, Vujić A, Cardoso P (2018) Effects of climate change on the distribution of hoverfly species (Diptera: Syrphidae) in Southeast Europe. *Biodiversity and Conservation* 27(5): 1173–1187. <https://doi.org/10.1007/s10531-017-1486-6>
- Mulieri PR, Patitucci LD (2019) Using ecological niche models to describe the geographical distribution of the myiasis-causing *Cochliomyia hominivorax* (Diptera: Calliphoridae) in southern South America. *Parasitology Research* 118(4): 1077–1086. <https://doi.org/10.1007/s00436-019-06267-0>
- Norris KR (1965) The bionomics of blow flies. *Annual Review of Entomology* 10(1): 47–68. <https://doi.org/10.1146/annurev.en.10.010165.000403>
- Phillips SJ, Dudík M (2008) Modeling of species distributions with Maxent: New extensions and a comprehensive evaluation. *Ecography* 31(2): 161–175. <https://doi.org/10.1111/j.0906-7590.2008.5203.x>

- Phillips SJ, Anderson RP, Schapire RE (2006) Maximum entropy modeling of species geographic distributions. *Ecological Modelling* 190(3–4): 231–259. <https://doi.org/10.1016/j.ecolmodel.2005.03.026>
- Phillips SJ, Anderson RP, Dudík M, Schapire RE, Blair ME (2017) Opening the black box: An open-source release of Maxent. *Ecography* 40(7): 887–893. <https://doi.org/10.1111/ecog.03049>
- Povolny D (2002) *Chrysomya albiceps*: The first forensic case in Central Europe involving this blowfly (Diptera, Calliphoridae). *Acta Universitatis Agriculturae et Silviculturae Mendelianae Brunensis* (Czech Republic) 50(3): 105–112.
- Prado e Castro C, Serrano A, Martins da Silva P, García MD (2012) Carrion flies of forensic interest: A study of seasonal community composition and succession in Lisbon, Portugal. *Medical and Veterinary Entomology* 26(4): 417–431. <https://doi.org/10.1111/j.1365-2915.2012.01031.x>
- Qin Y, Zhang Y, Clarke AR, Zhao Z, Li Z (2021) Including host availability and climate change impacts on the global risk area of *Carpomya pardalina* (Diptera: Tephritidae). *Frontiers in Ecology and Evolution* 9: 724441. <https://doi.org/10.3389/fevo.2021.724441>
- Queiroz MM de C, Milward-de-Azevedo EMV (1991) Técnicas de criação e alguns aspectos da biologia de *Chrysomya albiceps* (Wiedemann) (Diptera, Calliphoridae), em condições de laboratório. *Revista Brasileira de Zoologia* 8: 75–84. <https://doi.org/10.1590/S0101-81751991000100006>
- Queiroz MM de C (1996) Temperature requirements of *Chrysomya albiceps* (Wiedemann, 1819) (Diptera, Calliphoridae) under laboratory conditions. *Memorias do Instituto Oswaldo Cruz* 91(6): 785–788. <https://doi.org/10.1590/S0074-02761996000600027>
- Richards CS, Williams KA, Villet MH (2009) Predicting Geographic Distribution of Seven Forensically Significant Blowfly Species (Diptera: Calliphoridae) in South Africa. *African Entomology* 17(2): 170–182. <https://doi.org/10.4001/003.017.0207>
- Rognes K (1997) The Calliphoridae (blowflies) (Diptera: Oestroidea) are not a monophyletic group. *Cladistics* 13(1–2): 27–66. <https://doi.org/10.1111/j.1096-0031.1997.tb00240.x>
- RStudio Team (2021) RStudio: Integrated Development for R (version 1.4.1106). PBC, Boston, MA. <http://www.rstudio.com/> [Accessed on 01/Jul/2021]
- Salimi M, Rassi Y, Oshaghi M, Chatrabgoun O, Limoe M, Rafizadeh S (2018) Temperature requirements for the growth of immature stages of blowflies species, *Chrysomya albiceps* and *Calliphora vicina*, (Diptera: Calliphoridae) under laboratory conditions. *Egyptian Journal of Forensic Sciences* 8(1): 28. <https://doi.org/10.1186/s41935-018-0060-z>
- Samy AM, Elaagip AH, Kenawy MA, Ayres CF, Peterson AT, Soliman DE (2016) Climate change influences on the global potential distribution of the mosquito *Culex quinquefasciatus*, vector of West Nile virus and lymphatic filariasis. *PLoS ONE* 11(10): e0163863. <https://doi.org/10.1371/journal.pone.0163863>
- Schnur HJ, Zivotofsky D, Wilamowski A (2009) Myiasis in domestic animals in Israel. *Veterinary Parasitology* 161(3–4): 352–355. <https://doi.org/10.1016/j.vetpar.2009.01.026>
- Séguy E (1930–1932) Spedizione scientifica all’ oasi di Cufra (Marzo-Luglio 1931). *Insectes Diptères. Annali del Museo Civico di Storia Naturale Giacomo Doria* 55: 490–511.

- Sivell O (2021) Blowflies (Diptera: Calliphoridae, Pollenidae, Rhiniidae). Royal Entomological Society, Telford, 1–206.
- Sotiraki S, Hall MJ (2012) A review of comparative aspects of myiasis in goats and sheep in Europe. *Small Ruminant Research* 103(1): 75–83. <https://doi.org/10.1016/j.smallrumres.2011.10.021>
- Tsuda Y, Hayashi T, Higa Y, Hoshino K, Kasai S, Tomita T, Kurahashi H, Kobayashi M (2009) Dispersal of a blow fly, *Calliphora nigribarbis*, in relation to the dissemination of highly pathogenic avian influenza virus. *Japanese Journal of Infectious Diseases* 62(4): 294–297. <https://doi.org/10.7883/yoken.JJID.2009.294>
- Turchetto M, Vanin S (2004) Forensic entomology and climatic change. *Forensic Science International* 146: S207–S209. <https://doi.org/10.1016/j.forsciint.2004.09.064>
- Wagner DL (2020) Insect declines in the Anthropocene. *Annual Review of Entomology* 65(1): 457–480. <https://doi.org/10.1146/annurev-ento-011019-025151>
- Wang R, Jiang C, Guo X, Chen D, You C, Zhang Y, Wang M, Li Q (2020) Potential distribution of *Spodoptera frugiperda* (JE Smith) in China and the major factors influencing distribution. *Global Ecology and Conservation* 21: e00865. <https://doi.org/10.1016/j.gecco.2019.e00865>
- Wolff M, Kosmann C (2016) Families Calliphoridae and Mesembrinellidae. *Zootaxa* 4122(1): 856–875. <https://doi.org/10.11646/zootaxa.4122.1.72>
- Zumpt F (1965) Myiasis in Man and Animals in the Old World. Butterworths, London, 1–267. <https://doi.org/10.1080/00445096.1965.11447319>

## Supplementary material I

**References acquired from the databases cited in the manuscript and consulted in the literature review to generate a dataset of geographic coordinates of the species *Chrysomya albiceps***

Authors: Sérgio José Menezes Rodrigues Filho, Fabrício dos Santos Lobato, Carlos Henrique Medeiros de Abreu, Maria Teresa Rebelo

Data type: List of references

Copyright notice: This dataset is made available under the Open Database License (<http://opendatacommons.org/licenses/odbl/1.0/>). The Open Database License (ODbL) is a license agreement intended to allow users to freely share, modify, and use this Dataset while maintaining this same freedom for others, provided that the original source and author(s) are credited.

Link: <https://doi.org/10.3897/neobiota.85.96687.suppl1>

## Supplementary material 2

### Occurrence points of *Chrysomya albiceps* recorded from the scientific literature and in the GBIF database

Authors: Sérgio José Menezes Rodrigues Filho, Fabrício dos Santos Lobato, Carlos Henrique Medeiros de Abreu, Maria Teresa Rebelo

Data type: Geographical coordinates

Copyright notice: This dataset is made available under the Open Database License (<http://opendatacommons.org/licenses/odbl/1.0/>). The Open Database License (ODbL) is a license agreement intended to allow users to freely share, modify, and use this Dataset while maintaining this same freedom for others, provided that the original source and author(s) are credited.

Link: <https://doi.org/10.3897/neobiota.85.96687.suppl2>

## Supplementary material 3

### Supplementary information

Authors: Sérgio José Menezes Rodrigues Filho, Fabrício dos Santos Lobato, Carlos Henrique Medeiros de Abreu, Maria Teresa Rebelo

Data type: table, figure and description

Explanation note: The file has a table and a figure and a description of bioclimatic variables. The description of the table is as follows: Results of the correlation between bioclimatic variables. Variables that correlated more than  $r > 0.7$  were excluded. The variables chosen were 01, (Bio1, Annual Mean Temperature), 02 (Bio2, Mean Diurnal Range, mean of monthly max temp – min temp), 07 (Bio7, Annual Temperature Range), 12 (Bio12, Annual Precipitation) and 15 (Bio15, Precipitation Seasonality, Coefficient of Variation). The description of the figure is as follows: Results of the jack-knife test of variable importance. This test is part of the output of the Maxent program.

Copyright notice: This dataset is made available under the Open Database License (<http://opendatacommons.org/licenses/odbl/1.0/>). The Open Database License (ODbL) is a license agreement intended to allow users to freely share, modify, and use this Dataset while maintaining this same freedom for others, provided that the original source and author(s) are credited.

Link: <https://doi.org/10.3897/neobiota.85.96687.suppl3>